

Directional Panel Antenna

for 2.4~2.5GHz

Version 1

TP-2416

Electrical Specification:

Frequency	2.4~2.5GHz
Part Number	TP-2416
Polarization	Linear
V.S.W.R.	1 : 1.5 Max
Impedance	50 OHMS $\pm 5\Omega$
Gain	16 dBi
Power handling	15W Max
Front to back ratio	30dB
HPBW / horizontal	30°
HPBW / vertical	20°

MECHANICAL SPECIFICATION

Connector Type	<i>SMA or N Type Female</i>
Length	270*205*15mm
Weight	310g
Radome color	Gray-white
Radome material	PC and ABS

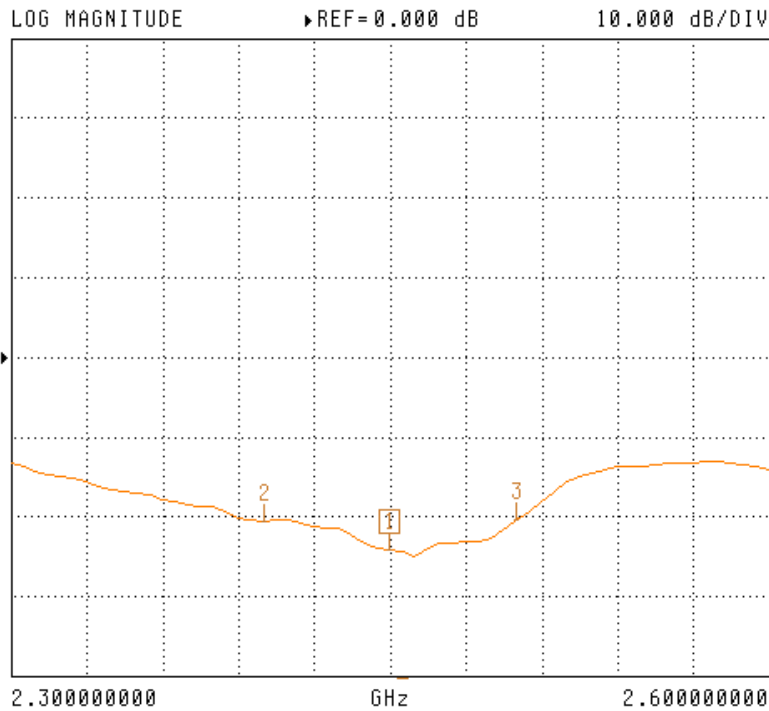
Directional Panel Antenna

for 2.4~2.5GHz

Version 1

TP-2416

S11 FORWARD REFLECTION



CH 1 - S11
REFERENCE PLANE
0.0000 mm

MARKER 1
2.450000000 GHz
-24.549 dB

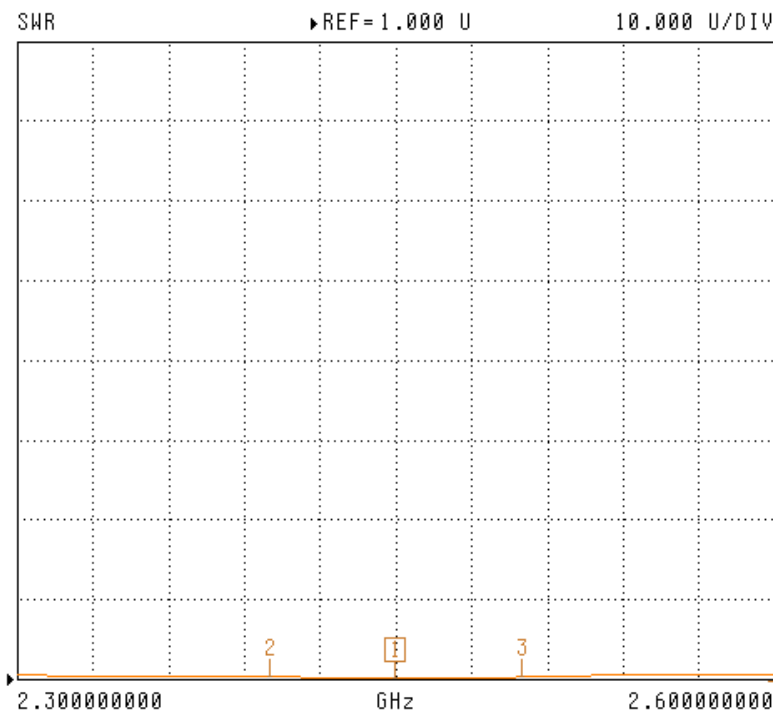
MARKER TO MAX
MARKER TO MIN

2 2.400000000 GHz
-20.609 dB

3 2.500000000 GHz
-20.380 dB

MARKER READOUT
FUNCTIONS

S11 FORWARD REFLECTION



CH 1 - S11
REFERENCE PLANE
0.0000 mm

MARKER 1
2.450000000 GHz
1.128 U

MARKER TO MAX
MARKER TO MIN

2 2.400000000 GHz
1.231 U

3 2.500000000 GHz
1.236 U

MARKER READOUT
FUNCTIONS

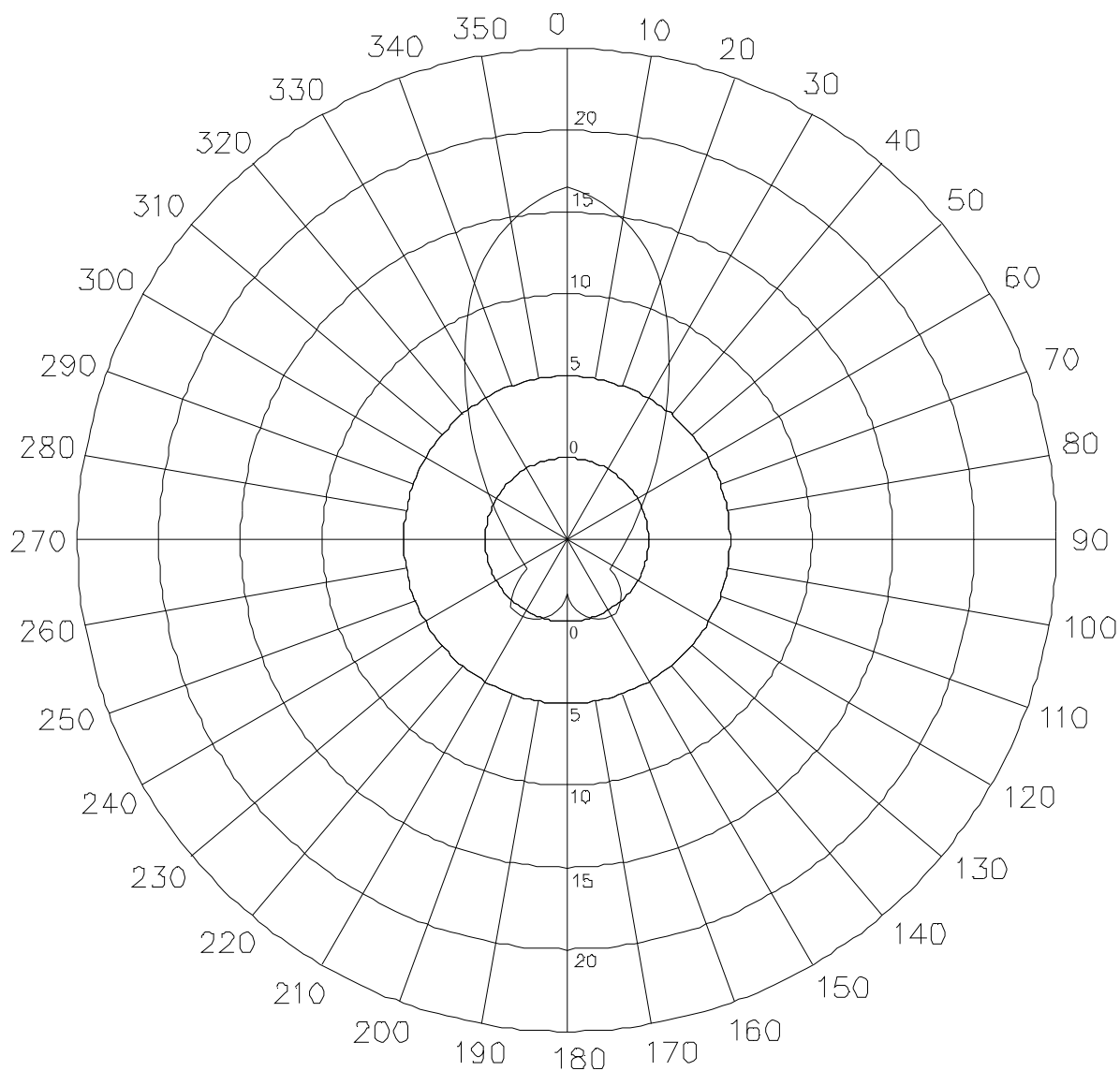
Directional Panel Antenna

for 2.4~2.5GHz

Version 1

TP-2416

H-PLANE FIELD PATTERNS



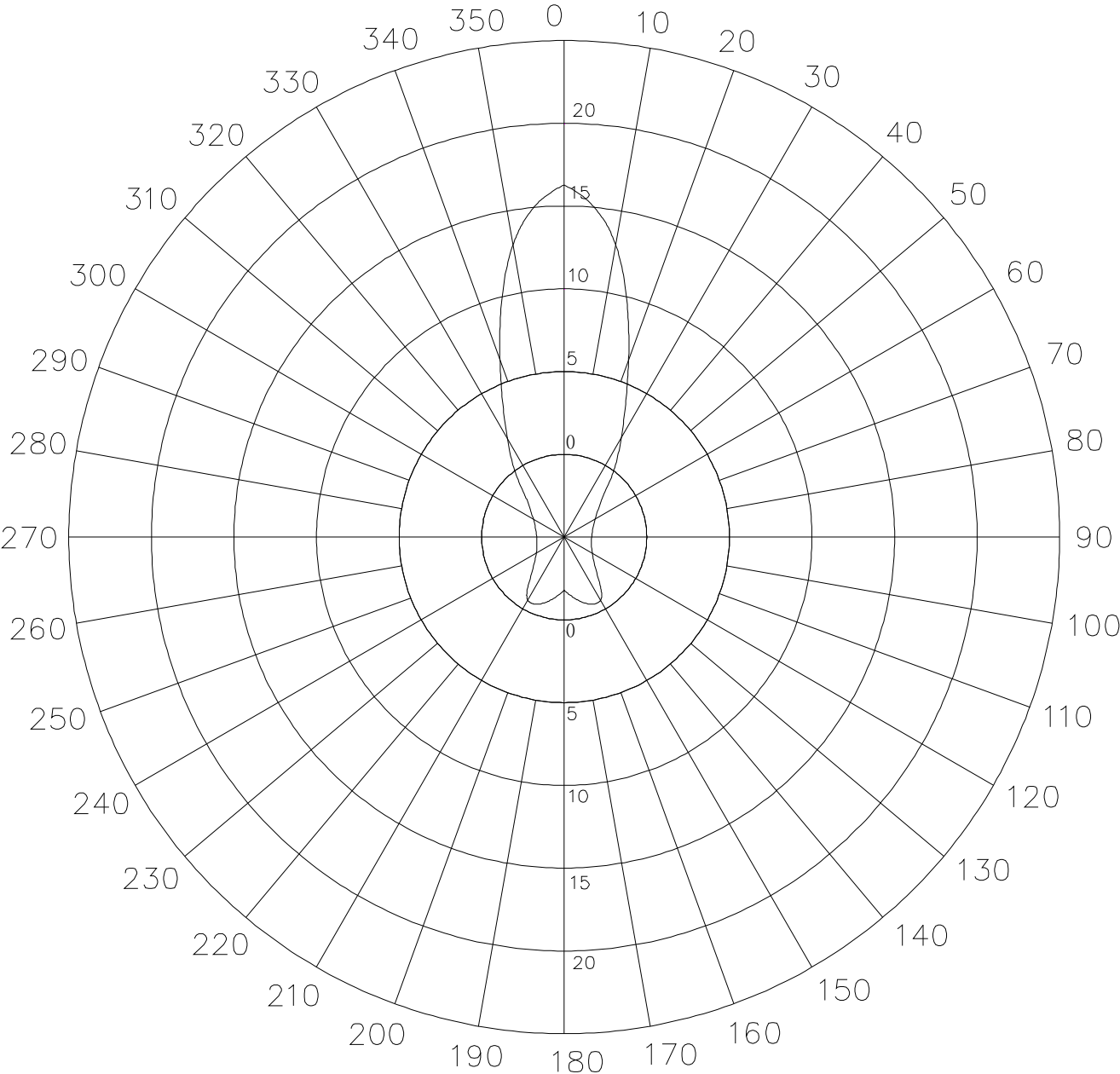
Directional Panel Antenna

for 2.4~2.5GHz

Version 1

TP-2416

E-PLANE FIELD PATTERNS



Directional Panel Antenna

for 2.4~2.5GHz

Version 1

TP-2416

