

Marine GPS/ VHF Antenna

MODEL: GVA-620P

FOR Marine VHF Radio & AIS SYSTEM & Orbcomm



GPS antenna Specifications: GA62P

Specifications	
Antenna Element	
Center Frequency	1575.42 MHz +/-1.023 MHz
Polarization	R.H.C.P. (Right Handed Circular Polarization)
Absolute Gain @ Zenith	+5 dBi typical Based on 70×70mm ground plane
Gain @ 10° Elevation	-1 dBi typical
Axial Ratio	3 dB max.
Output VSWR	1.5:1 Typ.
Output Impedance	50 ohm
Low Noise Amplifier	
Center Frequency	1575.42 MHz +/- 1.023 MHz
Power Gain	38db(3V) / 45db(5V) (Without cable +25°C±10°C)
Bandwidth	10 MHz min.
Noise Figure	1.6 Typ.
Outer Band Attenuation	20 dB min. @ Fo +/-50 MHz
Supply Voltages	3.0~5.0V DC
Current Consumption	21mA@ 3.0V DC,25mA@ 5.0V DC
VSWR	1.5 max.
Output Impedance	50 ohm
Overall Performance: (antenna element, LNA & coax cable)	
Center Frequency	1575.42 MHz
Gain	38db(3V) / 45db(5V) (Without cable +25°C±10°C)
Noise Figure	2.0 max.
Bandwidth	10 MHz min.
Axial Ratio	3 dB max.
VSWR	1.5 max.
Output Impedance	50 ohm
Environmental Conditions	
Operating Temperature	-30°C to +80°C

Storage Temperature	-40°C to +100°C
Relative Humidity	40% to 95% non-condensing
Water Resistance	100% waterproof
Physical Constructions	
Dimensions	Antenna : 60mm(Dia.) × 18.5mm(H)
Weight	65 grams (without cable)
Standard Mounting	Bulkhead mount with 0.8 inch threaded wing nut (standard accessory).
Cable & Connector	
RF Connector	SMA(F) or TNC(F)
Cable Pulling strength	6 Kg @ 5sec. molded plastic on connector end for strain relief.

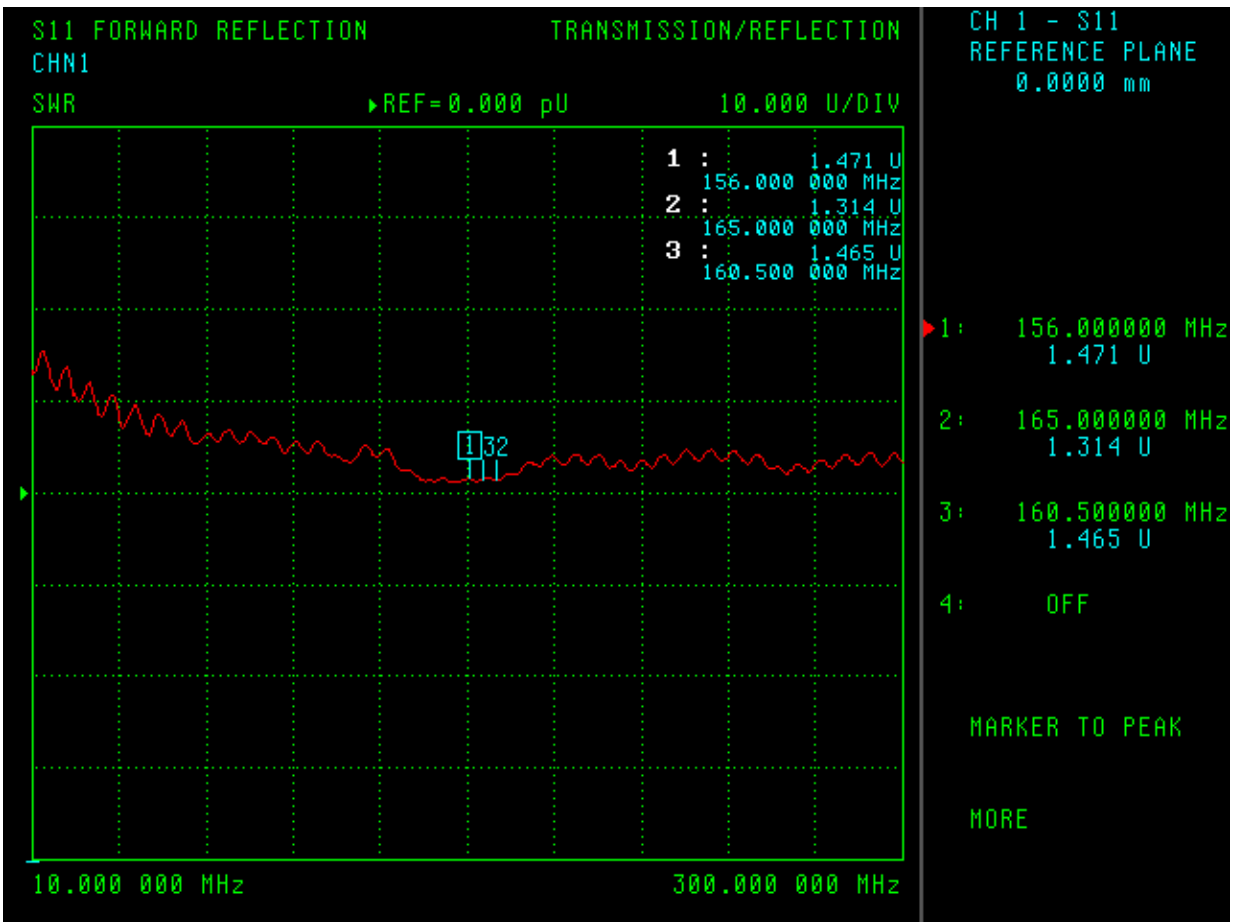
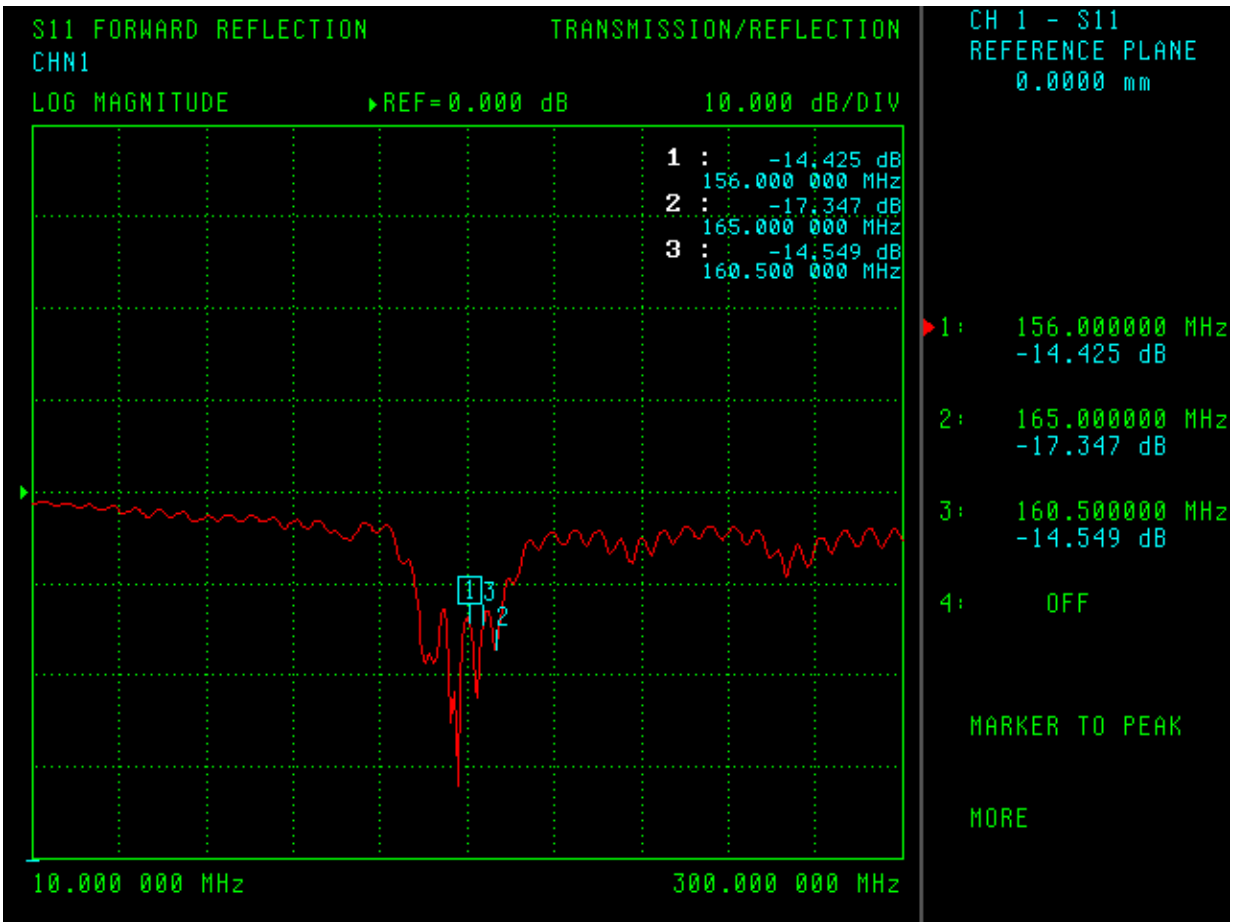
Marine VHF Antenna Specifications: MVA-1400B


Marinr VHF ANTENNA	
Fr :	156 ~ 165 Mhz
Gain:	3 ~6dB
Configuration :	1/2 wave
VSWR	2.0:1
Impedence:	50 ohm
Connector:	PL259(F) or N (F)
Ground	without
Dimension:	1380mm
Weight:	1Kg

* This specification is subject to change without prior notice

Data Updated: FEB.05, 2010







FB6 : SUS Base mounting

